




Fiammetta Pacenti

Montessori English *starter* Grammar



Montessori-inspired materials designed to help primary school children learn English grammar in an active and constructive way with downloadable audio.

Fiammetta Pacenti

Montessori English *starter* Grammar

Montessori English Grammar - starter
By Fiammetta Pacenti

Managing Editor: Mariagrazia Bertarini
Editor: Karen Mackie
Art Director: Letizia Pigni
Page layout: Gianni Caputo
Production Manager: Francesco Capitano
Photos: Shutterstock

©2022 ELI S.r.l.
P.O. Box 6 - 62019 Recanati - Italy
Tel. +39 071 750701
info@elionline.com
www.elionline.com

No unauthorised photocopying

All rights reserved. No part of this publication may be reproduced, stored in a retrieval system, or transmitted, in any form or by any means, electronic, mechanical, photocopying, recording or otherwise, without the prior written permission of ELI.

This book is sold subject to the condition that it shall not, by way of trade or otherwise, be lent, resold, hired out, or otherwise circulated without the publisher's prior consent in any form of binding or cover than that in which it is published and without a similar condition being imposed on the subsequent purchaser.

Producing educational materials is a complex procedure. While every effort has been made to ensure the correctness of our materials, experience has shown us that inaccuracies are still possible. Every comment or suggestion that we receive will be valuable to us and will allow us to improve our future publications.
Please write to us at: international@elionline.com

Printed by Tecnostampa - Pigni Group Printing Division
Loreto- Trevi, Italy - 22.83.172.0

ISBN 978-88-536-3522-8

Contents

| | |
|--|-------|
| Articles 1 - 2 | p 1 |
| Articles - Control of error 1 - 2 | p 301 |
| Plurals 3 - 4 | p 29 |
| Plurals - Control of error 3 - 4 | p 309 |
| Qualifying Adjectives 5 - 6 - 7 | p 71 |
| Qualifying Adjectives- Control of error 5 - 6 - 7 | p 315 |
| Personal Pronouns 8 - 9 - 10 - 11 | p 109 |
| Personal Pronouns - Control of error 8 - 9 - 10 - 11 | p 325 |
| Be - affirmative form 12 | p 147 |
| Be - affirmative form - Control of error 12 | p 333 |
| Be - negative form 13 | p 151 |
| Be - negative form - Control of error 13 | p 335 |
| Be - interrogative form 14 | p 155 |
| Be - interrogative form - Control of error 14 | p 337 |
| Be - short answers 15 | p 159 |
| Be - short answers - Control of error 15 | p 339 |
| Be - 16 | p 169 |
| Be - Control of error 16 | p 341 |
| Have - affirmative form 17 | p 179 |
| Have - affirmative form - Control of error 17 | p 345 |
| Have - negative form 18 | p 183 |
| Have - negative form - Control of error 18 | p 347 |
| Have - interrogative form 19 | p 187 |
| Have - interrogative form - Control of error 19 | p 349 |
| Have - short answers 20 | p 191 |
| Have - short answers - Control of error 20 | p 351 |
| Have - 21 | p 201 |
| Have - Control of error 21 | p 353 |
| Possessive Adjectives 22 - 23 - 24 | p 211 |
| Possessive Adjectives - Control of error 22 -23 - 24 | p 357 |
| Can - affirmative form 25 | p 231 |
| Can - affirmative form - Control of error 25 | p 365 |
| Can - negative form 26 | p 235 |
| Can - negative form - Control of error 26 | p 367 |

| | |
|---|-------|
| Can – interrogative form 27 | p 239 |
| Can – interrogative form – Control of error 27 | p 369 |
| Can – short answers 28 | p 243 |
| Can – short answers – Control of error 28 | p 371 |
| Can – 29 | p 251 |
| Can – Control of error 29 | p 373 |
| | |
| Simple present – affirmative form 30 | p 259 |
| Simple present – affirmative form – Control of error 30 | p 375 |
| Simple present – negative form 31 | p 263 |
| Simple present – negative form – Control of error 31 | p 377 |
| Simple present – interrogative form 32 | p 269 |
| Simple present – interrogative form – Control of error 32 | p 379 |
| Simple present – short answers 33 | p 273 |
| Simple present – short answers – Control of error 33 | p 381 |
| Simple present – 34 | p 283 |
| Simple present – Control of error 34 | p 385 |
| Simple present – 3rd person 35 | p 293 |
| Simple present – 3rd person – Control of error 35 | p 389 |

Download the audio tracks
from www.elionline.com/meg
in the student's resources.



Montessori English *starter* Grammar

This collection of materials contains specially developed Montessori-inspired activities, designed to help primary school children learn English grammar in an active and constructive way. As they work with the materials, children gradually become more independent, increasing their self-esteem throughout the learning process.

The materials were developed after carefully observing the way children work and are designed to promote active, lively and inclusive learning, thus ensuring that knowledge is gained in a positive way.

Envelopes can be made for each individual activity, so that materials can be classified and put away tidily. This makes it easy for children to find and use them, whenever they want to improve their English language skills.

In the final section there is a **control of error** card for each activity, so that children can check their work by themselves whenever they wish. This increases self-esteem and ensures that they are not afraid of making errors, a fundamental stage in the positive knowledge building process.

There is also **downloadable audio** for each Control cards. This is important because children can match the correct form with the correct pronunciation. Blank cards are included in each section. They can be used to substitute lost or damaged cards and ensure that all the materials are always available. It is also a good idea to store the envelopes containing the various grammar points inside plastic sleeves and put them in a ring binder, so that the material doesn't get damaged or lost.

Presentation of the materials

Note: In order to present the materials in the best way possible, it is a good idea to look at the Control cards carefully first, in order to get an overall picture of the final result of the activity.


1 Articles a / an

Description of the material: 24 picture cards, 24 black word cards, 24 light blue word cards.

Presentation: Cut out the picture cards and the word cards. Lay the picture cards one below the other on the table, then put the appropriate article card and noun card beside each picture.

Objective: Learn to use the indefinite articles **a** and **an**.

Control of error: Control cards 1 and audio track 1



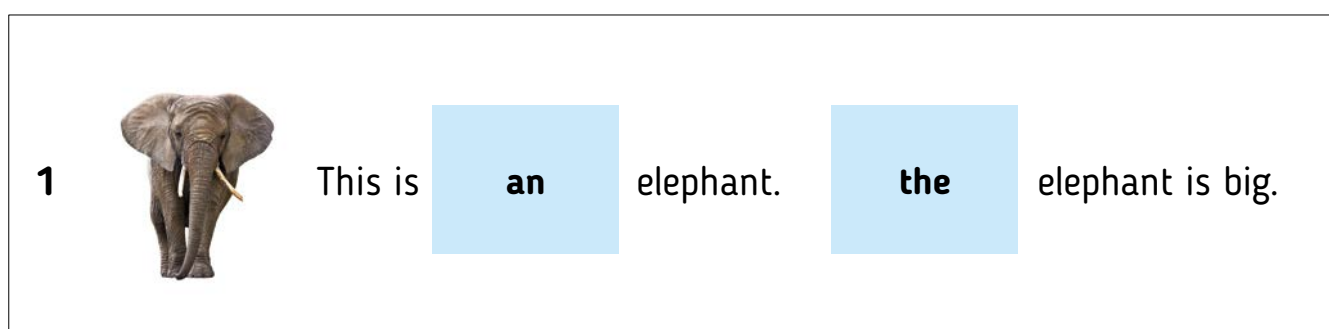
2 Articles the / a / an

Description of the material: 24 strips with pictures and gapped sentences, 48 light blue word cards.

Presentation: Cut out the sentence strips and the light blue word cards. Lay the sentence strips one below the other on the table and place a word card with the appropriate article in each gap.

Objective: Learn to use the indefinite and definite articles in a sentence.

Control of error: Control cards 2 and audio track 2.



3 Plurals


Description of the material: 33 pairs of singular and plural picture cards, 66 black word cards, 33 white word cards with letters in red (13 with -s, 14 with -es and 6 with -ies).

Presentation: Cut out the picture cards and all the word cards for this section. Lay the pairs of picture cards (singular and plural) for each person, animal or object on the table and put the appropriate noun cards under the picture cards.

Then place the white card with the plural suffix on the end of the noun card (under the plural picture card). In this way you will form pairs of words in the singular and plural forms. Make sure that the -ies suffix card covers the -y at the end of the word completely.

Objective: Learn how to form the plural of nouns.

Control of error: Control cards 3 and audio track 3.



4 Plurals

Description of the material: 1 white strip with -s in red, 1 white strip with -es in red, 1 white strip with -ies in red, 51 black word cards.

Presentation: Cut out the 3 strips with -s, -es, -ies and put them on the table in a row leaving a small space between each strip. Then cut out all the black noun cards and place them under the appropriate plural suffixes.

Objective: Learn how to use plural suffixes.

Control of error: Control card 4 and audio track 4.

| | | |
|------|----------|-------|
| s | es | ies |
| pen | tomato | diary |
| shoe | sandwich | lady |
| eye | potato | fly |


1. Articles





| | | |
|----------------|------------------|------------------|
| lion | alligator | parrot |
| giraffe | elephant | tiger |
| ox | cow | dog |
| cat | ant | butterfly |
| owl | eagle | penguin |
| bear | monkey | iguana |
| mouse | bird | frog |

| horse | snake | goldfish |
|-------|-------|----------|
| a | a | a |
| a | a | a |
| a | a | a |
| a | a | a |
| a | a | a |
| a | a | an |



Articles

glue

glue

1



This is elephant. elephant is big.

2



This is giraffe. giraffe is tall.

3



This is hippo. hippo is heavy.

4



This is snake. snake is long.

5



This is octopus. octopus is slimy.

6



This is mouse. mouse is small.

7



This is cow. cow is big.

8



This is snail. snail is slow.

9



This is hare. hare is fast.

10



This is chick. chick is soft.

11



This is plum. plum is purple.


12



This is orange. orange is orange.

2. Articles

| | | | | | |
|-----|-----|-----|-----|-----|-----|
| the | the | the | the | the | the |
| the | the | the | the | the | the |
| the | the | the | the | the | the |
| the | the | the | the | the | the |
| a | a | a | a | a | a |
| a | a | a | a | a | a |
| a | a | a | a | a | a |
| a | an | an | an | an | an |
| | | | | | |
| | | | | | |
| | | | | | |
| | | | | | |
| | | | | | |
| | | | | | |



glue

Articles

glue

1



a

lion

2



an

alligator

3



a

parrot

4



a

giraffe

5



an

elephant

6



a

tiger

7



an

ox

8



a

COW

9



a

dog


10



a

cat

11



an

ant

12



a

butterfly

13



an

owl

14



an

eagle

15



a

penguin

16



a

bear

17



a

monkey

18



an

iguana

1



This is

an

elephant.

the

elephant is big.

2



This is

a

giraffe.

the

giraffe is tall.

3



This is

a

hippo.

the

hippo is heavy.

4



This is

a

snake.

the

snake is long.

5



This is

an

octopus.

the

octopus is slimy.

6



This is

a

mouse.

the

mouse is small.

7

This is **a** cow.**the**

cow is big.

8

This is **a** snail.**the**

snail is slow.

9

This is **a** hare.**the**

hare is fast.

10

This is **a** chick.**the**

chick is soft.

11

This is **a** plum.**the**

plum is purple.

12

This is **an** orange.**the**

orange is orange.

a

big

lion

it

runs

Montessori English starter Grammar

is a collection of Montessori-inspired materials designed to help primary school children learn English grammar in an active and constructive way, while at the same time fostering the development of independent learning and increasing self-esteem.

The materials were developed after carefully observing children as they work and are divided into three sections:

- Material to cut out and present.
- Envelopes for classifying materials and easy storage.
- Control of error cards and downloadable audio for self-correction.

The **downloadable audio**, for use with the control of error cards, is a fundamental resource, which ensures children understand the correct pronunciation, as well as the correct form.

Montessori English Grammar - starter covers the following grammar topics:

- Articles
- Plurals
- Qualifying Adjectives
- Personal Pronouns
- Be
- Have
- Possessive Adjectives
- Can
- Simple Present

s

ies



They

are

happy

an

elephant

