


# Verb

# DRAUGHTS



## Object of the game

This game was developed to help players practise using verbs in English. It is aimed at learners with an English language level from **A1** to **B2** on the Common European Framework of Reference for Languages (CEFR). The game can be used in class or at home with friends.

## Contents

The game contains:

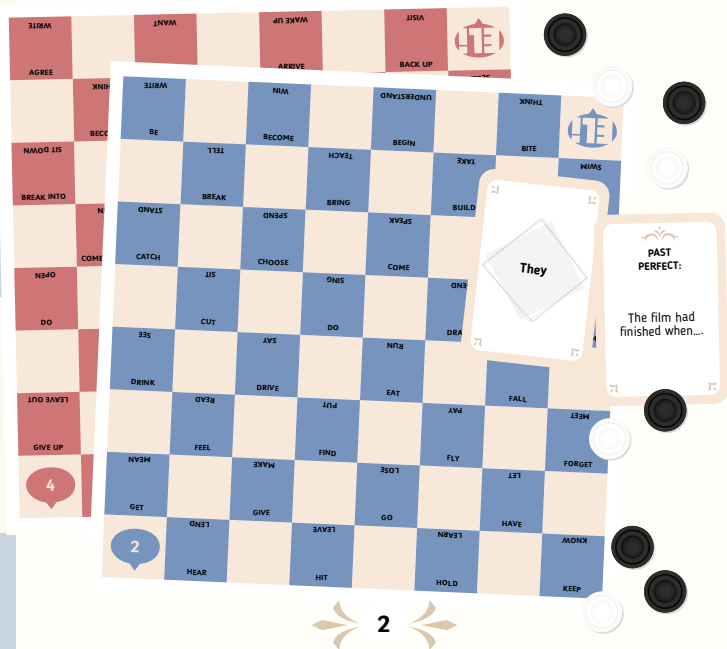
4 draught boards (for different types of verbs)

30 black pieces and 30 white pieces

6 cards with subject pronouns

4 cards indicating a sentence type

10 cards with verb forms



## Rules

The game follows the rules of classic draughts.

1. The board has 64 squares which alternate in colour (dark and light) and should be positioned so that the last square on the right-hand side of the first row is a dark one.

2. At the beginning of the game each player has 12 pieces (one player has the black pieces and the other has the white ones). The players position their pieces on the dark squares of the first three rows on their side of the board.

3. The pieces are moved diagonally forwards on the dark squares, one square at a time. When a piece reaches the last row on the opponent's side of the board, it is crowned with another piece of the same colour (taken from those not being used).

4. Players can capture their opponent's piece if it is diagonally in front of their piece and there is an empty square immediately after it which they can land on. More than one piece can be captured at the same time, if there is another piece followed by an empty square to land on.

5. This is called multiple capturing. The captured pieces are removed from the board.

6. Crowns also move from one square to another diagonally but they can move both backwards and forwards. They can capture both their opponent's pieces and their opponent's crowns.

## How to play Verb Draughts

Before starting the game, the game leader decides which board and cards to use and whether the game should be played individually or in teams. The cards being used should be separated into piles and placed face down on the table.

Each player or each team takes it in turns to try and reach the opposite side of the board with their pieces, without being eliminated by their opponent. Players move their pieces diagonally forwards and each time they land on a verb square, they must take a subject pronoun card, a sentence type card and a verb form card from the ones the game leader has placed face down on the table. Then they must say the verb facing them in the form indicated on the cards. If the player does not say the verb correctly, they go back to the previous square. Players capturing their opponent's pieces should use the verb in the square they land on. If they do not give the correct verb form, they go back to their previous position.

### Variant 1

Players who want to capture their opponent's pieces must use both verbs in the square they land on after capturing their opponent's piece. Both verbs must be correct, otherwise the player returns to their previous position.

### Variant 2 (Board 2 - Irregular Verbs)

To play this version of the game no cards are necessary. Every time a player lands on a verb square, they have to say the simple past or past participle of the verb facing them.

### Variant 3

In this version of the game players make a complete sentence using the information on the cards, adding any extra information they feel is necessary.

## Subject pronoun cards

I

You (singular)

He-She-It (the player chooses)

We

You (plural)

They

## Cards which indicate the type of sentence

**Affirmative:** I study...

**Negative:** I don't study...

**Interrogative:** Do you study...?

**Question tag:** You study in London, don't you?

## Verb form cards (with examples and suggestions)

**Present simple:** usually - sometimes - often

**Present continuous:** at the moment - now

**Past simple:** yesterday - last week - a year ago

**Past continuous:** I was watching TV when...

**Future simple (will):** next week - tomorrow - on Monday

**Present perfect:** We have bought...

**Present perfect continuous:** She has been studying...

**Past perfect:** The film had finished when...

**Past perfect continuous:** The family had been living...

**Imperative:** Be careful! - Let's go!



**Board 1:  
64 Regular verbs**

- |               |               |
|---------------|---------------|
| 1) agree      | 33) help      |
| 2) allow      | 34) hope      |
| 3) answer     | 35) introduce |
| 4) approve    | 36) invite    |
| 5) argue      | 37) jump      |
| 6) arrive     | 38) kick      |
| 7) ask        | 39) like      |
| 8) bake       | 40) listen    |
| 9) book       | 41) live      |
| 10) behave    | 42) look      |
| 11) borrow    | 43) love      |
| 12) call      | 44) move      |
| 13) carry     | 45) need      |
| 14) change    | 46) offer     |
| 15) clean     | 47) open      |
| 16) climb     | 48) paint     |
| 17) close     | 49) phone     |
| 18) compare   | 50) play      |
| 19) cook      | 51) print     |
| 20) copy      | 52) rain      |
| 21) count     | 53) reply     |
| 22) dance     | 54) return    |
| 23) decide    | 55) show      |
| 24) disappear | 56) start     |
| 25) discuss   | 57) stop      |
| 26) email     | 58) study     |
| 27) enjoy     | 59) talk      |
| 28) explain   | 60) travel    |
| 29) fix       | 61) visit     |
| 30) follow    | 62) wait      |
| 31) guess     | 63) want      |
| 32) hate      | 64) work      |




**Board 2:  
64 Irregular verbs**

- |            |                |
|------------|----------------|
| 1) be      | 33) know       |
| 2) become  | 34) learn      |
| 3) begin   | 35) leave      |
| 4) bite    | 36) lend       |
| 5) break   | 37) let        |
| 6) bring   | 38) lose       |
| 7) build   | 39) make       |
| 8) buy     | 40) mean       |
| 9) catch   | 41) meet       |
| 10) choose | 42) pay        |
| 11) come   | 43) put        |
| 12) cost   | 44) read       |
| 13) cut    | 45) ride       |
| 14) do     | 46) run        |
| 15) draw   | 47) say        |
| 16) dream  | 48) see        |
| 17) drink  | 49) sell       |
| 18) drive  | 50) send       |
| 19) eat    | 51) sing       |
| 20) fall   | 52) sit        |
| 21) feel   | 53) sleep      |
| 22) find   | 54) speak      |
| 23) fly    | 55) spend      |
| 24) forget | 56) stand      |
| 25) get    | 57) swim       |
| 26) give   | 58) take       |
| 27) go     | 59) teach      |
| 28) have   | 60) tell       |
| 29) hear   | 61) think      |
| 30) hit    | 62) understand |
| 31) hold   | 63) win        |
| 32) keep   | 64) write      |



**Board 3: 64 Phrasal verbs  
(regular and irregular)**

- |                 |                 |
|-----------------|-----------------|
| 1) add on       | 33) kick off    |
| 2) agree with   | 34) leave out   |
| 3) allow for    | 35) let down    |
| 4) answer back  | 36) look after  |
| 5) apply for    | 37) look for    |
| 6) back up      | 38) make up     |
| 7) blow up      | 39) meet up     |
| 8) break into   | 40) mix up      |
| 9) brush up     | 41) move in     |
| 10) call back   | 42) nod off     |
| 11) calm down   | 43) pass out    |
| 12) carry on    | 44) pay back    |
| 13) check in    | 45) pick up     |
| 14) come across | 46) point out   |
| 15) cut down    | 47) put off     |
| 16) deal with   | 48) rely on     |
| 17) draw up     | 49) rule out    |
| 18) drop in     | 50) run away    |
| 19) end up      | 51) set off     |
| 20) fall out    | 52) shop around |
| 21) find out    | 53) show off    |
| 22) fit in      | 54) show up     |
| 23) focus on    | 55) sit down    |
| 24) get on      | 56) stand up    |
| 25) give up     | 57) take off    |
| 26) go on       | 58) tell off    |
| 27) grow up     | 59) think over  |
| 28) hand in     | 60) try on      |
| 29) hang up     | 61) turn down   |
| 30) hold on     | 62) wake up     |
| 31) hurry up    | 63) wash up     |
| 32) join in     | 64) work out    |



**Board 4: 64 Mixed  
verbs revision**

- |                 |               |
|-----------------|---------------|
| 1) agree        | 33) introduce |
| 2) apply for    | 34) invite    |
| 3) arrive       | 35) join in   |
| 4) back up      | 36) jump      |
| 5) become       | 37) kick off  |
| 6) begin        | 38) know      |
| 7) bite         | 39) learn     |
| 8) borrow       | 40) leave out |
| 9) break into   | 41) listen    |
| 10) catch       | 42) live      |
| 11) check in    | 43) look for  |
| 12) clean       | 44) make      |
| 13) come across | 45) meet      |
| 14) cook        | 46) move in   |
| 15) deal with   | 47) need      |
| 16) decide      | 48) open      |
| 17) do          | 49) pay back  |
| 18) draw up     | 50) play      |
| 19) drink       | 51) put off   |
| 20) enjoy       | 52) rain      |
| 21) fall        | 53) read      |
| 22) find out    | 54) return    |
| 23) follow      | 55) run away  |
| 24) get         | 56) sit down  |
| 25) give up     | 57) sleep     |
| 26) guess       | 58) start     |
| 27) have        | 59) take off  |
| 28) help        | 60) think     |
| 29) hold on     | 61) visit     |
| 30) hope        | 62) wake up   |
| 31) hurry up    | 63) want      |
| 32) hurt        | 64) write     |



Discover all our language games by visiting [www.elilanguagegames.com](http://www.elilanguagegames.com)



LEVEL A2-B1

### Play for the Planet

A board game which encourages players to talk about the environment, recycling, renewable energy, organic farming, organic food and an eco-friendly lifestyle.



LEVEL A2-B1

### How are you?

A fun board game with an illustrated playing board. Players move along a path and reach the finish line by performing a series of tasks which require knowledge of lexis related to the body, health and a healthy lifestyle.



LEVEL A2-B1

### Famous People from the English-speaking World

A fun card game based on the lives of famous people from all over the English-speaking world. Players match the famous people with their ID cards.



LEVEL A2-B1

### The Emotions Game

An engaging card game which helps players to understand and express their own emotions, recognise emotions in others, as well as to broaden vocabulary and learn grammar and syntax.



LEVEL A2-B1

### What is it?

A card game in which players learn the words for everyday objects and describe what they are made of. It enriches vocabulary and develops players' description skills.



LEVEL A2-B1

### The Busy Day Dominoes

In this fun domino game players put daily activities into a logical sequence and conjugate verbs in the present, past and future.



LEVEL A2-B1

### Question Chain

These cards provide a fun way of encouraging mini-dialogues and practising question forms, as well as introducing some common idiomatic expressions.



LEVEL A2-B1

### Questions and Answers

A fantastic illustrated board game depicting a very detailed fun fair. The board is filled with elements designed to improve observational skills. Players have to guess their opponents' cards by asking questions using the question words on the dice: who, what, where, when, which, how.



LEVEL A2-B1

### Sentence Maker

Verbs are the focus of this board game which consists of cards and 3 die. The game helps students to make sentences in a fun way.



LEVEL A2-B1

### The Story Maker

A great card game ideal for practising sentence construction and verb forms. The game stimulates imagination through the creation of stories.



LEVEL A2-B1

### English Championship

A fun general knowledge game in which players challenge each other on topics including history, culture, traditions, geography and sport.





LEVEL A2-B1

### Triboo

Triboo is a fantastic board game in which players guess their opponents' cards. There are 132 cards divided into 6 categories: science, history, geography, sport, entertainment, art and literature.



LEVEL A2-B1

### Roundtrip of Britain and Ireland


A beautiful playing board illustrated with a map of Great Britain and Ireland. Players increase their knowledge of British culture by visiting cities, monuments and finding out about traditions and culture. It's just like being on a real road trip!



LEVEL A2-B1

### Around the City

A lively board game based on the observation of places and services in the city. Players develop their knowledge of vocabulary including shops, transport, road signs and road safety.



LEVEL A2-B1

### The Idioms Game

A useful card game which helps players discover the meaning of some of the most common Idioms in English.



## CEFR: Common European Framework of Reference for Languages

**A1** Beginner

**A2** Elementary

**B1** Intermediate

**B2** Upper Intermediate

C1 Advanced

C2 Proficiency

## Verb Draughts

by Michele Lenzerini

© 2023 ELI s.r.l.

P.O.Box 6 – 62019 Recanati - Italy

Tel. +39 071 750701 - Fax +39 071 977851

[www.elionline.com](http://www.elionline.com)

English version: Karen Mackie

Art Director: Letizia Pigni

Editor: Gigliola Capodaglio

Production Manager: Francesco Capitano

Graphic Design and Layout: Gianni Caputo

Printed in Italy by Tecnostampa -

Pigni Group Printing Division - Loreto-Trevi

ISBN: 978-88-536-3841-0

All rights reserved. No part of this publication may be reproduced, stored in a retrieval system, or transmitted in any form or by any means, electronic, mechanical, photocopying, recording or otherwise, without the prior permission of the publisher ELI.