

TIME TRAVELLER 2

Alice Gibbons



AHEAD
BOOKS

**Student's
Book**



Go to www.timetravellergames.com and do your Playwork!

Find your personal access code in the Workbook!

www.timetravellergames.com → Sign up → Student

Insert code

GO!



+ audio animations and more!

Practise your English through games!

TIME 2 TRAVELLER

Alice Gibbons

AHEAD
BOOKS

**Student's
Book**



LANGUAGE SUMMARY



	Key Vocabulary	Grammar	CLIL Reading	Phonics
ZACK IS BACK! Page 4	Revision: Greetings, Family, Colours, Numbers, The Home, The Body	Revision: <i>am / is / are, have got, a / an</i>		
1 UP, UP AND AWAY! Page 9	Parts of the day and time: <i>morning, afternoon, evening, night, o'clock, half past, have breakfast / lunch / dinner, Saturday, Sunday</i>	Affirmative / Questions / Negative <i>I am ... (I'm ...) You are ... (You're ...) He / She / It is ... (He's / She's / It's ...)</i>	Daily Routines: My Day <i>get up, brush (teeth), wash</i>	Long vowel sound: ay
2 MUM, WE'RE HOME! Page 19	The home: <i>door, hall, armchair</i> Other: <i>sky, robot, orange juice</i>	Affirmative / Questions / Negative <i>We are ... (We're ...) You are ... (You're ...) They are ... (They're ...) our / your / their</i>	Transportation: <i>bus, lorry, bike, motorbike, plane, train</i>	Consonant sounds: ck
3 STAR CITY Page 29	Giving directions: <i>between, right, left, cross (the street)</i> Parts of the city: <i>shop, zoo</i> Other: <i>bin, rubbish</i>	Affirmative / Questions / Negative <i>We have got ... (We've got) You have got ... (You've got) They have got ... (They've got)</i>	Recycling: <i>recycle, can, bottle, paper, glass, planet, put, use</i>	Long vowel sound: oy
REVISION 1 Page 39	Units 1 2 3			
4 FROGS LIKE STAN! Page 41	Animals: <i>crocodile, giraffe, frog, lizard, spider</i> Other: <i>idea, bad, Would you like..? I would like ...</i>	Affirmative / Questions / Negative <i>We can ... You can ... They can ...</i>	Animals can sing, too! <i>people, bark, show, hear, far away, mouth</i>	Letter blend: er
5 AT THE MALL Page 51	At the bookshop: <i>Can I have ..., please? Here you are. / Pardon. Miss, bookshop, paint, rubber, ruler</i> Other: <i>mall, supermarket</i>	Plurals: <i>-s / -ies / -es</i>	The Body: <i>neck, finger, toe, smell</i>	Letter blends with 'r': gr, tr, br, dr
6 JILL'S BIRTHDAY Page 61	Food and drink: <i>lemon, lemonade, coconut, mango, grapes, juice</i> Other: <i>party Me too. / So do I.</i>	<i>How much ...? How many ...? much / many / a lot of</i>	At the farm: <i>bread, cow, goat, horse, corn, feed, take care, hay</i>	Letter blend: ing
REVISION 2 Page 71	Units 4 5 6			

	Key Vocabulary	Grammar	CLIL Reading	Phonics
7 PARTY TIME! Page 73	Activities (with -ing): <i>running, painting, riding, playing (the piano)</i> People: <i>cousin, Mr, Mrs</i>	Affirmative / Questions / Negative I like + verb + ing You like + verb + ing He / She / It likes + verb + ing We / You / They like + verb + ing	The Weather: <i>sunny, rainy, cloudy, snowy, cold, hot, warm, snow</i>	Contrast between the consonant sounds: z and s
8 I LOVE PAINTING! Page 83	Activities (with -ing): <i>drawing, singing, cleaning</i> Other: <i>plate, camera, painting (n), photograph (photo), love (v)</i>	Giving Instructions: <i>put, open, be clean</i>	Hobbies: <i>taking photos, dancing, dancer, ballet, poster, hobby, free time</i>	Consonant sounds: wh and w
9 GRANDMA'S CUPBOARD Page 93	Clothes: <i>glasses, shoes, skirt, socks, handbag</i> Describing: <i>ugly, beautiful</i> Other: <i>man, woman</i>	this / these that / those irregular plurals	Carnivals: <i>costume, clown, pirate, mask, scary, strong, boots, superhero, wear</i>	Consonant sound: th
REVISION 3 Page 103	Units 7 8 9			
10 DAD'S IDEAS! Page 105	Actions: <i>make, enjoy, travel</i> Other: <i>laptop, bookcase, notebook, time</i>	Possessive pronouns: mine, yours, his, hers, its, ours, yours, theirs Whose is it?	Computers: <i>mouse, keyboard, screen</i>	Long vowel sound: ee
11 OH, STAN! Page 115	Opposites: <i>dirty - clean, good - bad, tall - short, big - small, happy - sad, ugly - pretty, wet</i> Other: <i>tell, close, Well done!, What is he doing?</i>	Affirmative / Questions / Negative (Singular) I am sitting. (I'm sitting.) You are sitting. (You're sitting.) He / She / It is sitting. (He's / She's / It's sitting.)	Helping stray animals: <i>animal shelter, stray, need, money, sell, find, student, buy</i>	Long vowel sound: oo
12 SEE YOU, KIM AND MAX! Page 125	Sports: <i>badminton, baseball, basketball, hockey, long jump, win, game</i>	Affirmative / Questions / Negative (Plural) We are sitting. (We're sitting.) You are sitting. (You're sitting.) They are sitting. (They're sitting.)	Are you fit? <i>vegetables, strong, healthy, keep fit, It's good for you. / It's not good for you.</i>	Long vowel sound: ey
REVISION 4 Page 135	Units 10 11 12			

KEY VOCABULARY
Page 137

STICKERS & CUT-OUTS

ZACK IS BACK!

STORY

1

Max This is my favourite game!

Kim Yes, it's fun.

Max I miss Zack. Where is he now?

Kim I don't know. Zack's nice.

Max Yes, and he's fun!

Max & Kim What is it?

1 Listen and read. 😊 CD1, 2

2

Max Look, Kim! It's Zack!

Kim Oh wow, Zack! Zack is back! Hooray!

Zack Hello! How are you?

Kim We're very well thank you, and you?

Zack I'm great!

VOCABULARY

2 Listen, point and say. 😊 CD1, 3



I'm Zack Green!
This is my sister Jill,
my grandma, Grace,
and my grandpa, Sam.



Jill



Grandma Grace



Grandpa Sam

Remember!

3

Zack Come to the future!

Kim We can't go to the future.

Max Yes, we can. We can go in Zack's spaceship.

Zack Yes, you can come for a day. Come on!

Kim & Max Let's go!

4

Zack Look. This is my family. My mum, dad, and this is my sister, Jill. This is my grandpa, Sam and my grandma, Grace.

Kim What a big family!

Max Have you got a brother?

Zack No, I haven't. The spaceship is fast! Here we go!

3 Ask and answer.

Word bank:

- Zack
- Kim
- Alex
- Max
- Jill
- May

Can you spell 'Zack'?

Z-a-c-k.

4 How many fish? Count and write.

1. How many red fish are there?

four


2. How many yellow fish are there?

3. How many blue fish are there?

4. How many green fish are there?

5. How many purple fish are there?

6. How many pink fish are there?



VOCABULARY

Remember!



5 Complete.

1. e y e

2. n

3. l

4. e

5. h

6. f



6 Look at the pictures. Look at the letters. Write the words.



1. chenkit



2. romodeb




3. boomrath

7 Look, read and tick ✓ Yes or No.



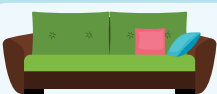
1. a TV

Yes No



4. a table

Yes No



2. a bed



5. a lamp



3. a mirror



6. a sofa

8 Answer about you. Use *Yes, I have.* / *No, I haven't.*

1. Have you got long hair? _____
2. Have you got brown eyes? _____
3. Have you got green hair? _____
4. Have you got a sister? _____
5. Have you got a brother? _____

9 Complete with *a* / *an*.



1. It's a watermelon.



4. It's _____ umbrella.



2. It's _____ carrot.



5. It's _____ alien.



3. It's _____ egg.



6. It's _____ banana.

10 Count and write. **Word bank:** ~~bird~~, apple, star, dog, pen, pear



1. three birds




4. _____



2. _____



5. _____



3. _____



6. _____



LET'S GO!



VOCABULARY

1 Listen, point and say. 😊 CD1, 4



morning



afternoon



evening



night



have breakfast



have lunch



have dinner

2 Look, listen and say. 😊 CD1, 5



3 Match.

1. have breakfast

2. have lunch

3. have dinner



STORY



1

Max Wow! Look at the stars!

Zack They are cool!

Kim Zack, what do you do every day?

Zack I go to school at nine o'clock.
I play football at four o'clock.
I have dinner with my family
at six o'clock.



4 Listen and read. 😊 CD1,6



2

Kim Very nice. What do you do on Saturday?

Zack I go shopping with my mum and dad. My sister, Jill, goes to the park with my grandfather. They play table tennis.

Max Table tennis! I love table tennis!

Zack You can play with Jill. I don't like table tennis!



Max What do you do on Sunday?
Zack We have breakfast at nine o'clock. Then, we go on a picnic in the park. We have lunch in the park! In the evenings, we watch TV or play games.
Kim What fun!
Zack Yes, it is! At night, Jill and I go to bed at ten o'clock.
Max I go to bed at half past nine on Sunday!
Kim & Zack Oh Max!

5 Answer with *yes* or *no*.

1. Zack goes to school at nine o'clock. yes
2. Zack plays football at five o'clock. _____
3. Jill plays table tennis with her grandfather. _____
4. Zack likes table tennis. _____
5. Zack and Jill go to bed at ten o'clock on Sunday. _____

GRAMMAR



6 Look at the picture of Zack's family and write.

1. Look at number 1.

He is Mr Tom.

2. Look at number 2.

He is Grandpa Sam.

3. Look at number 3.


4. Look at number 4.

5. Look at number 5.

6. Look at number 6.

7. Look at number 7.

7 Circle.

1. Are you Zack's mum?
Yes, I am. / No, I'm not.2. Are you Zack's sister?
Yes, I am. / No, I'm not.3. Is he Zack's dad?
Yes, he is. / No, he isn't.4. Is she Zack's sister?
Yes, she is. / No, she isn't.



LISTENING

8 Listen and tick ✓ the box. There is one example. 😊 CD1,7

1. What time is it?



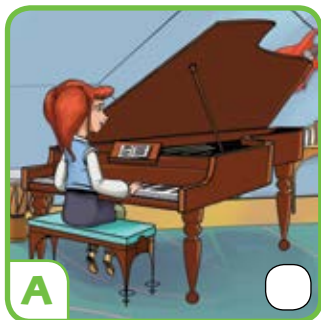
2. What time does Max go to bed?



3. What does Jill do on Saturdays?



4. What does Kim do on Thursday afternoons?



CLIL READING

9 Listen and read.

 CD1, 8

MY DAY




I'm Ann and I'm seven. I get up at seven o'clock in the morning. I wash my face and I brush my teeth. Then, I have breakfast. I drink milk for breakfast.

At half past seven, I walk to school with my sister. I have lunch at half past one. We eat at school.

We have dinner at six o'clock. After dinner, I watch TV. I go to bed at nine o'clock.

What a day!



10 Put a tick ✓ or a cross ✗.

1. Ann wakes up.



3. Ann has dinner.



2. Ann has lunch.

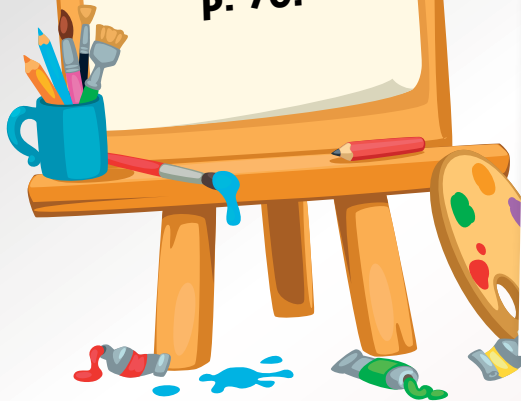


4. Ann goes to bed.



11

Make a poster
about what you
do on Saturday
in your Workbook,
p. 70.



SATURDAY




On Saturday, I go to the park
with my friends.
I like Saturdays!

PHONICS

FOCUS

ay

12 Listen and point. Then say. 🗣️ CD1, 9



Every **day**, I **play** with my **gray** cat, **May**!

13 A. Listen, point and say. 🗣️ CD1, 10


1.



2.



3.



4.

B. Tick ✓ the words with **ay**.

SPEAKING

14 What time is it? Write and say with a friend.

What time is it?

It's two o'clock.

1.



two o'clock

2.



half past nine

3.



4.





15 Talk with a friend about your day.



Word bank: go to the park, play football with my friends, read a book, watch TV, have lunch / dinner

Student A Hi Bob!

Student B Hi Mark!

Student A What do you do on Sunday?

Student B I get up at half past nine.
I have breakfast. Then, I play football with my friends.
I have lunch at two o'clock. I go to bed at nine o'clock.

16 Read.



My family

My name is Lisa. I am eight.
I've got a big family.
I've got two sisters and a brother.
I've got a dog. His name is Peter.

17



Look at Exercise 16 and complete.

My family

My 1) _____ name _____ is Lisa.

I 2) _____ eight.

I've got a big 3) _____.

I've got two 4) _____ and a brother.

I've got a dog. His name 5) _____ Peter.

18



Now draw and write about you and your family
in your Workbook, p. 80.

TIME ² TRAVELLER

Time Traveller is a 6-level primary course for young learners of English. With fun characters, engaging tasks, and a captivating on-going story, the series is sure to delight pupils and lay strong foundations for a positive relationship with learning English. It is perfect for general use or preparation for the Cambridge English: Starter test.

Level

- Levels 1 & 2 cover the Cambridge English: Starters test syllabus
- CEFR Level: Pre A1

Print Components

- **Student's Book** with **stickers** and **cut-outs**
- **Workbook** with **Picture Dictionary** section, **Festivals** section, **My Projects** section and **My Writing Corner** section
- **Teacher's Book** with step-by-step lesson plans and many tips & ideas for teachers to use in class
- **2 Audio CDs**
- **Language Assessments**
- **Extra online photocopiable materials** - available for teachers to download

Digital components

- **Cutting-edge IWB software** with animations for all the on-going story episodes, audio for all exercises, songs and chants
- **Our unique *Time Traveller* online gamified learning environment:** a child-safe environment for all learners to play, learn and thrive



AHEAD
BOOKS
www.aheadbooks.com

ISBN 978-8-898-43386-5



9 788898 433865